

FY2023 Budget Public Hearing



City Council Meeting
August 15, 2022

Mayor's Priorities

Invest in Our People

The City needs to remain competitive in the market to retain and recruit a vibrant staff

Ensure Long Term Financial Sustainability

Our ongoing needs match our revenues

Continuing Successful Programs

This budget focuses on maintaining the current level of service rather than expansion or new programs

Highlights of New Requests Included in the Mayor's Budget

Achieve Organizational Excellence

Invest in our People

Implementation of the non-union market-based compensation study to keep our talented staff and avoiding the costs of recruiting and training

Justice, Equity, Diversity and Inclusion Initiative

Maintain the JEDI Coordinator position and provide \$100,000 in implementation funding

Technology Investments

Continue implementation of tools to improve our efficiency such as collaboration software, upgrading our GIS systems, and implementing a new job-applicant tracking system.

Highlights of New Requests Included in the Mayor's Budget

Access to Quality Housing

Land Banking

Partner with the private sector on innovative new development models, largely through MRA. Position the Sleepy Inn for redevelopment, provide the tools necessary to develop the Riverfront Triangle and plan for development of the Payne Block (the former public library).

Affordable Housing Trust Fund

Invest \$250,000 into the AHTF to continue to support housing projects throughout the community.

Code Reform

Massive overhaul of all the rules governing development in Missoula for \$547,000.

Highlights of New Requests Included in the Mayor's Budget

Invest in Community Safety and Wellness

Mobile Support Team

Continue MST through the Fire Department. Last year, MST responded to 1677 calls that involved in 398 diversions from the hospital Emergency Departments, an average cost savings of \$2,050 per visit, along with 52 diversions from jail when no crimes have been committed and there is a known mental health issue.

Child Care

Continue \$83,000 in funding so Parks & Recreation can continue to operate its Base Camp program

Crisis Services

Provide funding for the critical services started during the pandemic for programs such as Emergency Winter Shelter, Temporary Safe Outdoor Space, and Crisis Intervention Training.

Highlights of New Requests Included in the Mayor's Budget

Invest in our Built and Natural Environment

Water Infrastructure

Maintaining our commitments to improving our water system

Investing \$19 million in the system in the coming year, thanks in large part to ARPA dollars made available to us because of municipal ownership.

BUILD Grant

\$23 million infrastructure project to improve the transportation network and provide for housing opportunities in the Sxwtpqyen master plan area.

Wastewater

\$10.3 million in capital projects, including the largest non-export solar project in the state at our Wastewater Treatment Plant as a step toward accomplishing our climate goals

Scott Street Housing

Continue work on the largest affordable home ownership project in state history, including a \$479,000 loan to support architectural design and infrastructure construction by the Missoula Redevelopment Agency.

American Rescue Plan Act aka “ARPA”

Request	ARPA Funded
<u>Mayor</u>	
2023 Legislative Session Lobbying & Tracking	41,000
<u>Central Services</u>	
Professional Development and Certification	4,500
Modernize technology to improve collaboration and results driven project management	280,000
<u>Facility Maintenance</u>	
Continue additional staffing for building maintenance	63,997
<u>Community Planning, Development, & Innovation</u>	
Comprehensive Code Reform	546,568
Houseless Initiatives Staffing Capacity	94,925
Affordable Housing Trust Fund FY23 Allocation	250,000
FY23 Operation Shelter Projects	964,506
100% Clean Energy Statewide Advocacy and Coalition Building	75,000
<u>Attorney</u>	
Victim Witness Coordinator	61,439
<u>Police</u>	
Officer Wellness - Subscription & Treatment	25,000
Crisis Intervention Team (CIT) Program	156,594
<u>Fire</u>	
Mobile Support Team (MST) Program	542,400
<u>Non-Department</u>	
UM Women's Business Development Center Contribution	37,500
Revenue Loss	2,369,815
City-Wide Diversity, Equity, Inclusion Program Specialist II	94,069
JEDI Supplies and Purchased Services	100,000
<u>City-County Health Department</u>	
City Portion of COVID-19 Impact	579,032
Total ARPA Funded Requests	6,286,345

FY2023 Fee & Permit Increases

1) Proposed 7% increases to the following fee schedules:

- Wastewater industrial interceptor variance permit fee set forth in 13.07.410 Missoula Municipal Code (MMC) and the waste hauler permit fee set forth in 13.17.210 MMC
- Fire inspection, plan checking, pyrotechnic display and police and special event fees
- Business Licensing and Land Use and Planning and Engineering services performed by Community Planning, Development and Innovation

2) Amending current Missoula City Cemetery fees as proposed by Missoula City Cemetery and Missoula City Cemetery Board of Trustees effective January 1, 2023

**CITY OF MISSOULA
MILL LEVY COMPUTATION
FY 2023**

	Prior Yr	Baseline					Funded				
	FY22			Mill	Tax %	Total			Mill	Tax %	Total
	Final	Dollars	Mills	Change	Inc (dec)	Tax %	Add'l	Add'l	Change	Inc (dec)	Tax %
				from '22	By Fund	Inc (dec)	Dollars	Mills	from '21	By Fund	Inc (dec)
General Fund - All Purpose Levy	181.72	25,719,893	158.73	(22.99)	(12.65)%	(8.33)%	3,996,193	24.66	1.67	0.92 %	0.61 %
Health Ins Levy (outside cap)	42.30	7,397,097	45.65	3.35	7.92 %	1.21 %	195,141	1.20	4.55	10.76 %	1.65 %
Subtotal Property Taxes	224.02	33,116,989	204.38	(19.64)	(8.77)%	(0.88)%	4,191,334	25.86	6.22	2.78 %	2.25 %
Road District #1	32.74	6,602,790	37.11	4.37	13.35 %	1.58 %	255,030	1.43	5.80	17.72 %	2.10 %
Park District #1	19.09	6,917,074	38.88	19.79	103.67 %	7.17 %	285,754	1.61	21.40	112.10 %	7.76 %
Subtotal District Assessments	51.83	13,519,865	75.99	24.16	46.61 %	8.76 %	540,784	3.04	27.20	52.48 %	9.86 %
Total Mill Levies & District Assessments	275.85	46,636,854	280.37	4.52	1.64 %	1.64 %	4,732,118	28.90	33.42	12.11%	12.11%
Voted Levies											
Voted G.O. Bond debt (all)	6.22	992,556	6.13	(0.09)	(1.45)%	(0.88)%	—	—	(0.09)	(1.45)%	(0.88)%
Conservation Lands Maint Levy	4.00	648,145	4.00	—	— %	— %	—	—	—	— %	— %
Total Voted Levies	10.22	1,640,701	10.13	(0.09)	(0.88)%	(0.88)%	—	—	(0.09)	(0.88)%	(0.88)%
Total All Assessments and Levies	286.07	48,277,555	290.50	4.43	1.55 %	1.55 %	4,732,118	28.90	33.33	11.65 %	11.65 %

Property Tax Implications

City Taxes per \$100,000 of Assessed Market Value	\$431.19
--	----------

Change in City Taxes per \$100,000 of Assessed Market Value from Prior Year	\$ 44.99
--	----------

Monthly Change in City Taxes per \$100,000 of Assessed Market Value from Prior Year	\$ 3.75
--	---------



Assessed
Value is not
Market
Value



Value Breakdown:

Year	Parcel Number	Class Code	Description	Market Value	Taxable Value
2021		2201	Residential City/Town Lots	\$174,144	\$2,351
2021		3501	Improvements on Residential City/Town Lots	\$255,856	\$3,454

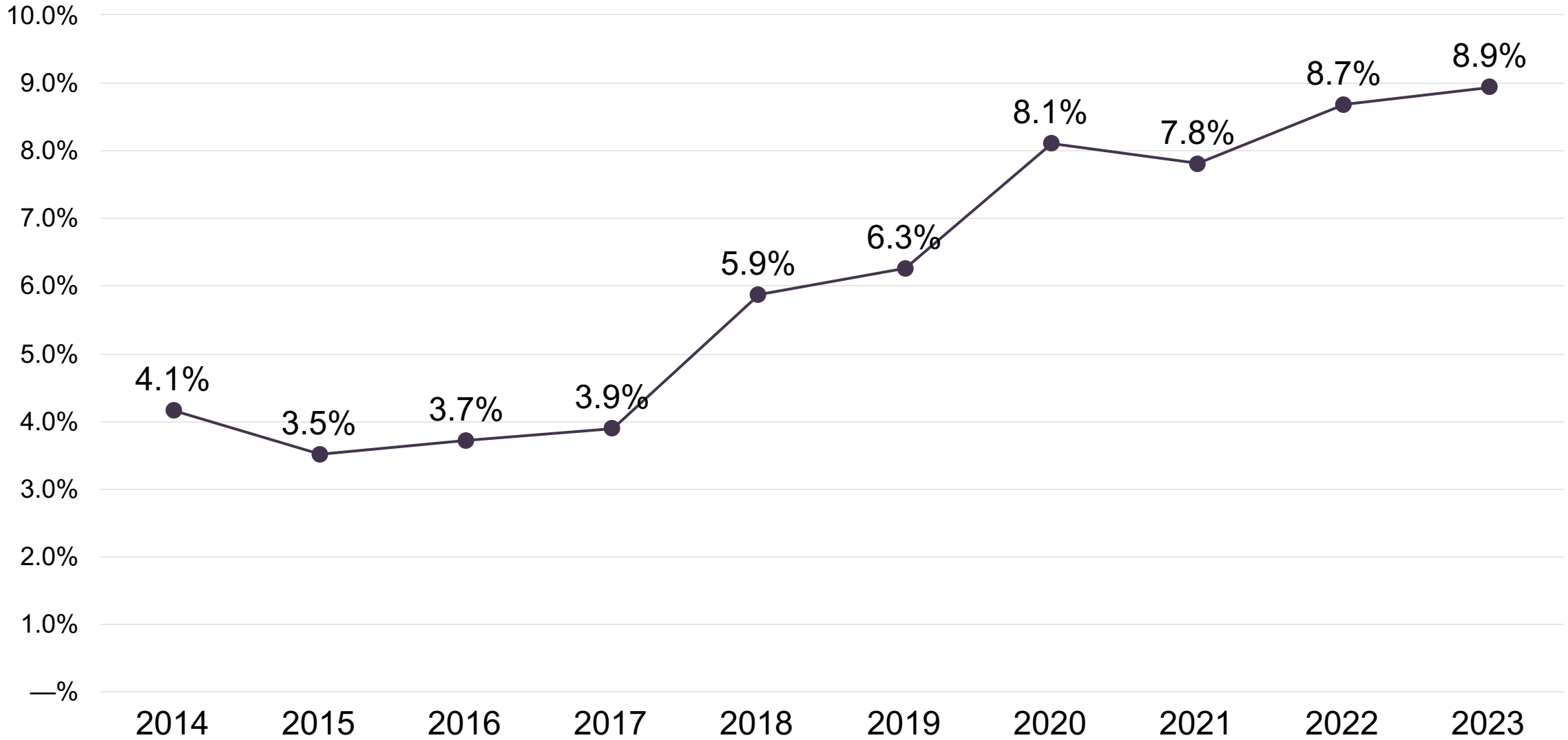
3 bd | 2 ba | 1,850 sqft

Missoula, MT 59801

● **Off market** | Zestimate®: **\$635,300**

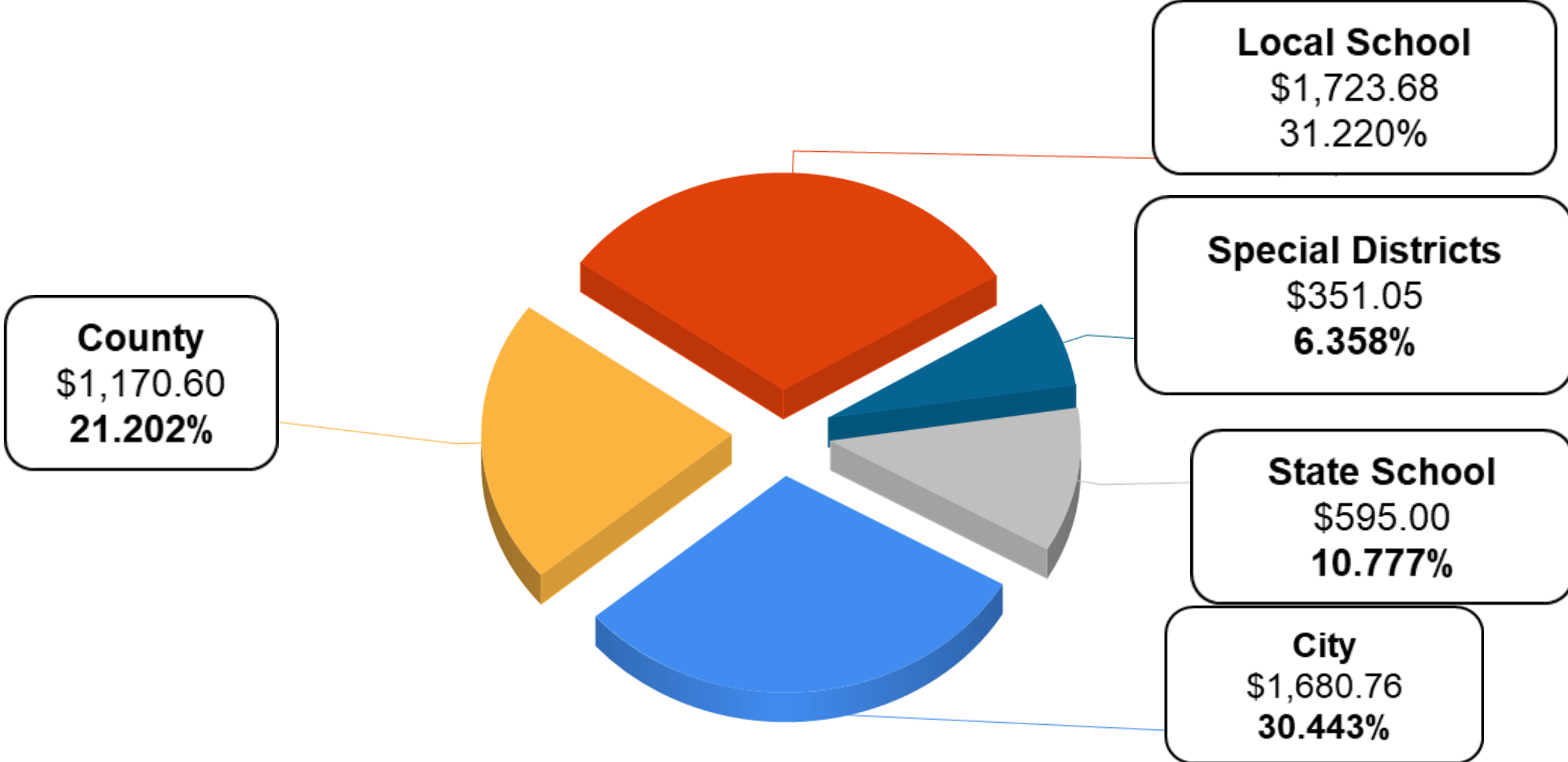
Current Market Value: **\$430,000**
Current Taxable Value: \$5,805

TIF Districts as Percentage of Total Taxable Value



Taxing Jurisdictions on the tax bill

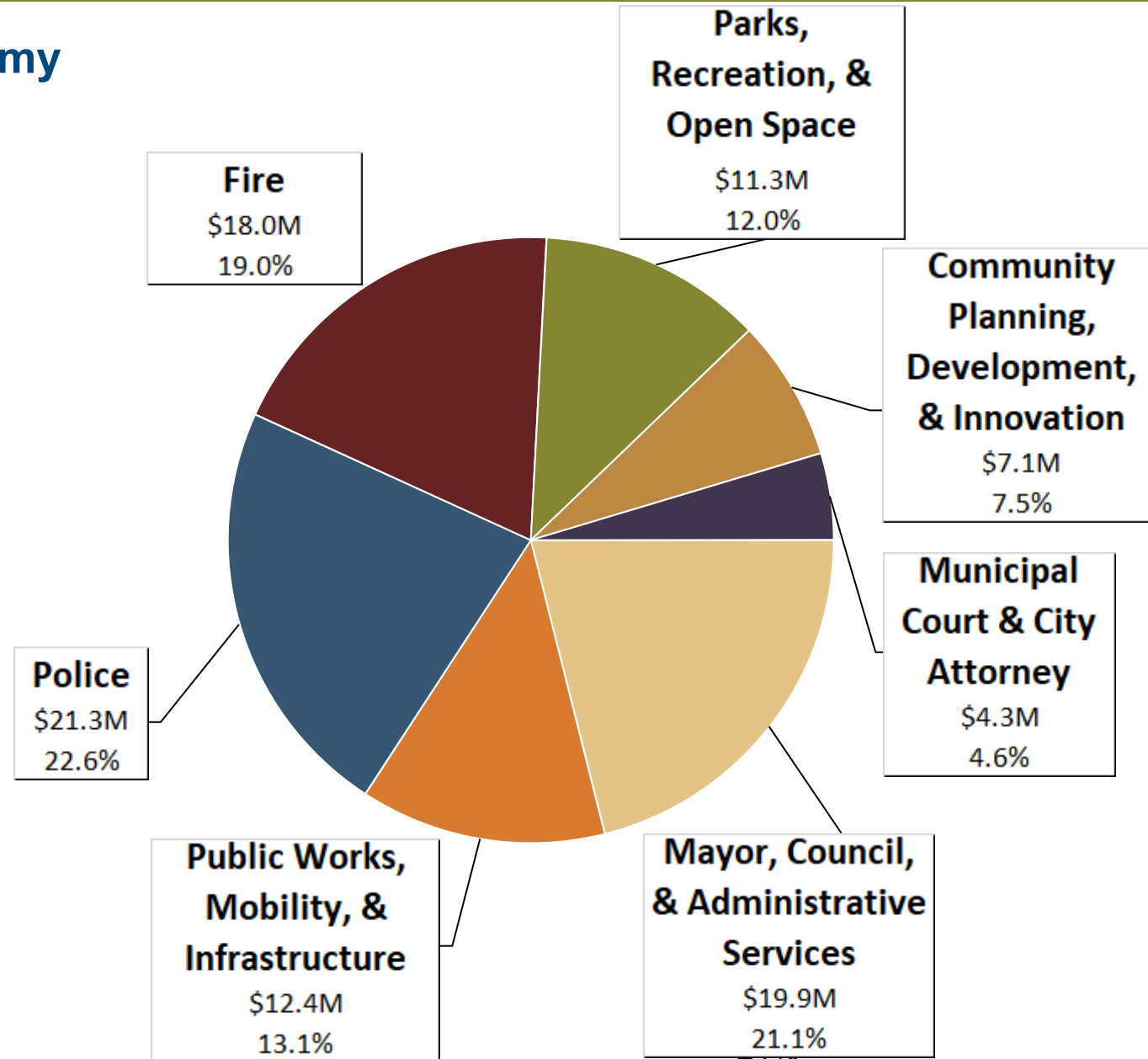
Tax Year: 2021, Parcel Number: [redacted]
Total Tax Collection: \$5,521.09
DISTRIBUTION SUMMARY



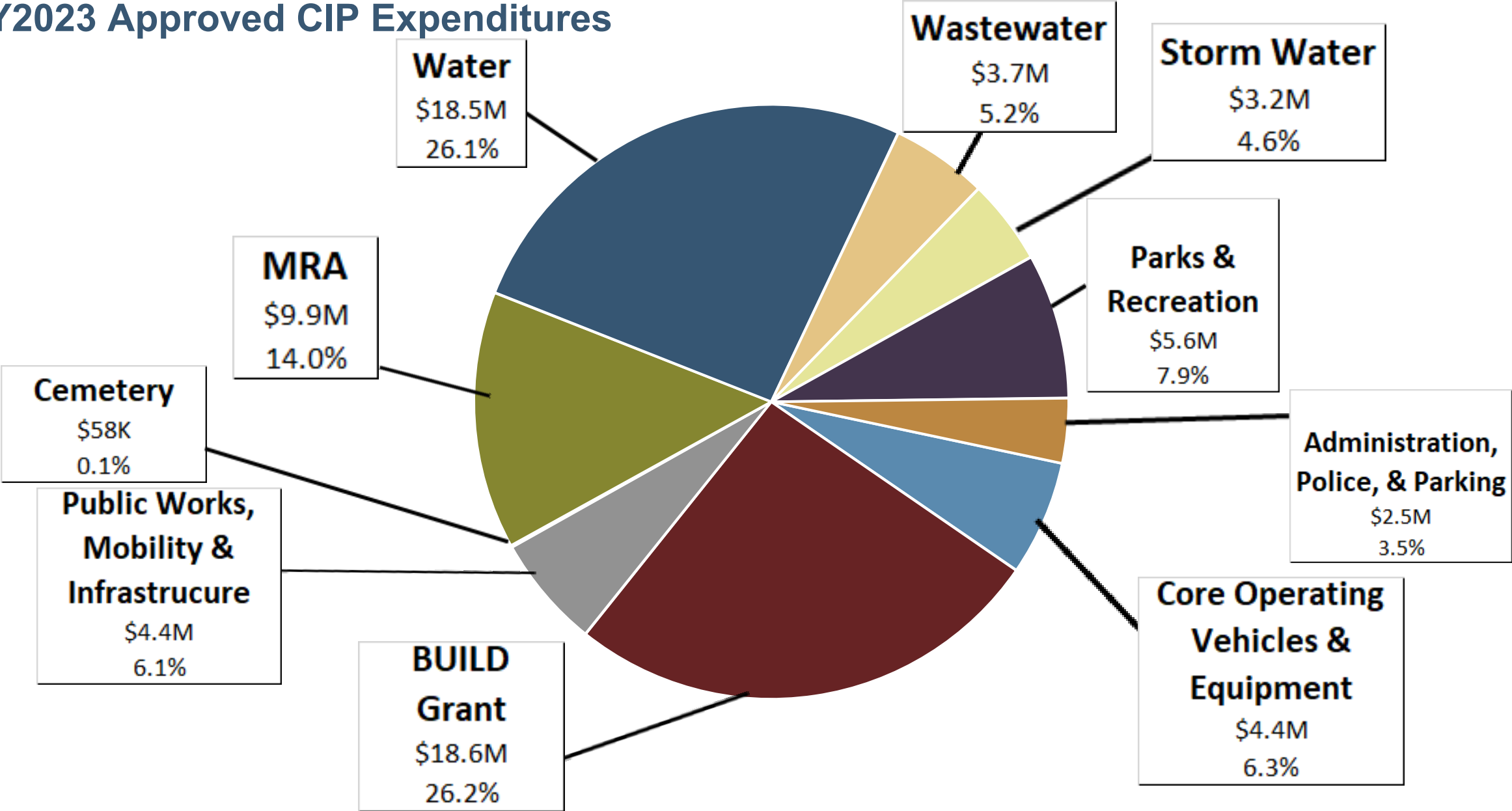
Q: How does the City spend my taxes?

A. The largest portion of City tax revenue is spent on public safety.

Here's where the City tax money goes:

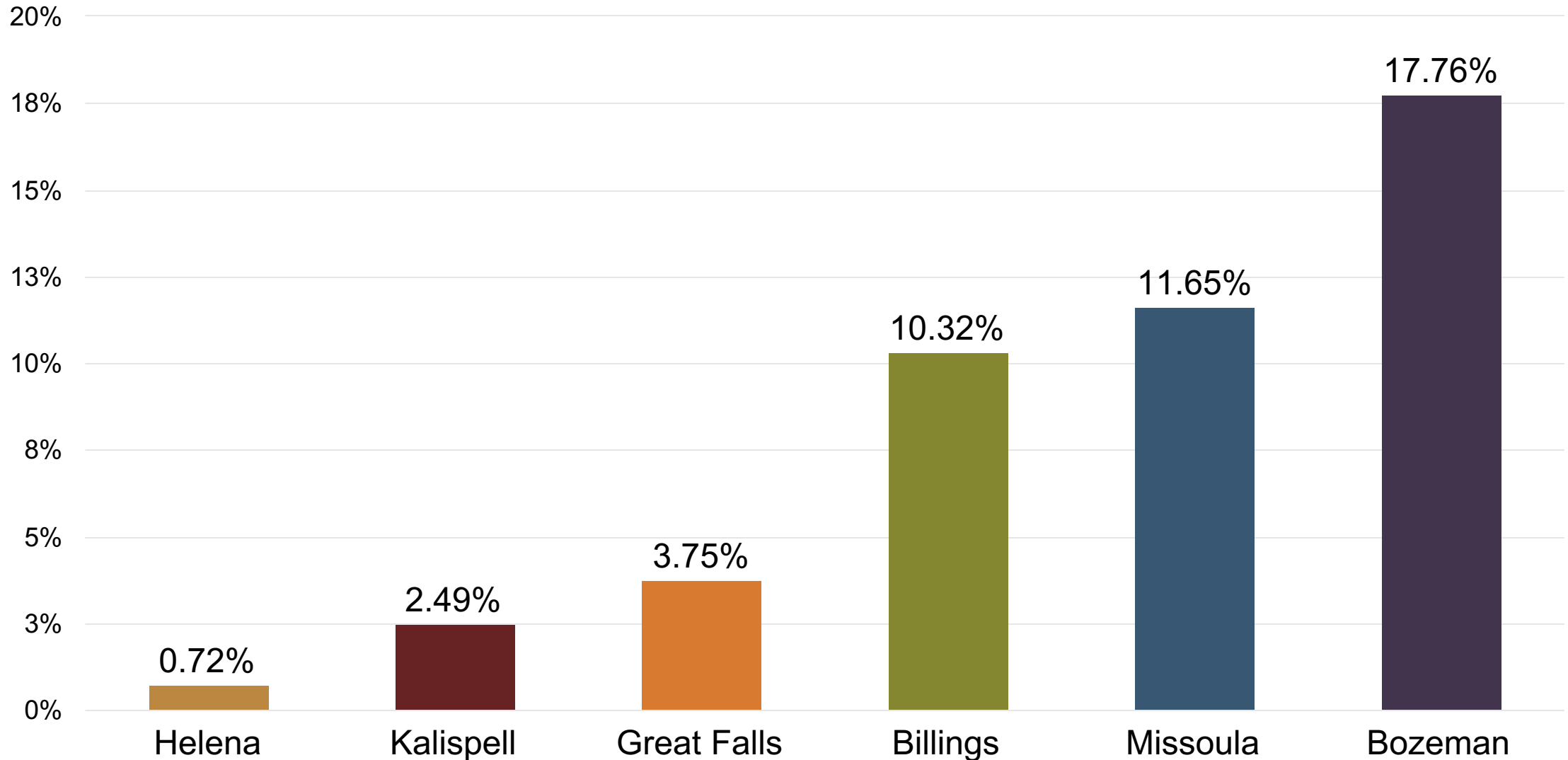


FY2023 Approved CIP Expenditures



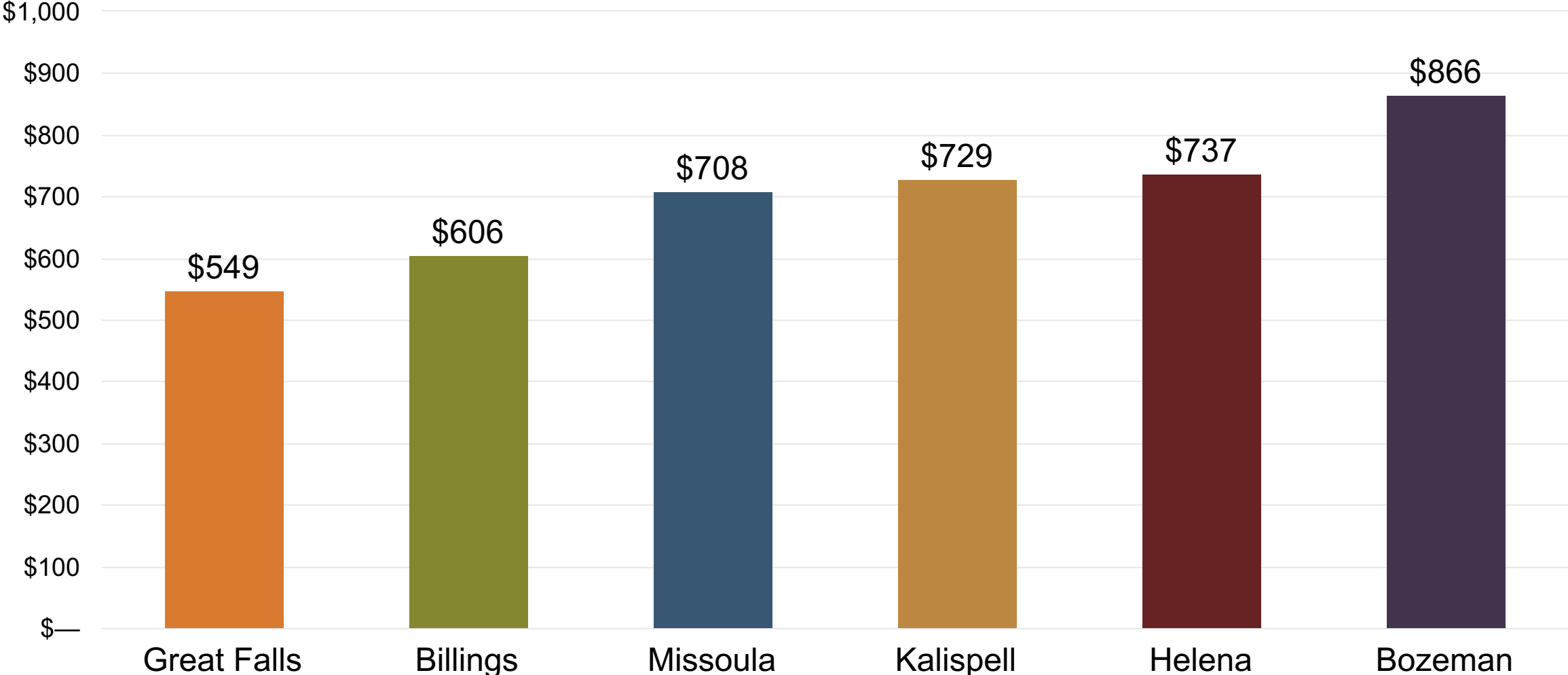
Peer City Comparisons

Change in Mills Assessed FY2022 to Preliminary FY2023



Peer City Comparisons

FY23 Preliminary Revenue Per Capita



FY2023 Budget Approval Process

August 22,2022

Budget Public Hearings:

Montana State law requires noticed public hearings for these items.

- Annual Appropriations
- Permissive Medical Levy
- Fee Increases
- Budget and Work Plans for:
 - Road District
 - Park District
 - Business Improvement District
 - Tourism Business Improvement District

August 22,2022

Approve Resolutions

Fixing Appropriations & the CIP including Budget and Work Plans for:

- Road District
- Park District
- Business Improvement District
- Tourism Business Improvement District

Resolution Levying General and Special Taxes for municipal and administrative purposes

Fee Increases

Resolutions levying taxes and assessments for BID, TBID, Road & Park district will be on the 8/29/2022 agenda.

Questions?