

DEVELOPMENT ACTIVITY DASHBOARD

2018 PERFORMANCE



DEVELOPMENT SERVICES NEWS—AUGUST 2018

MIKE HAYNES, AICP, DIRECTOR

In the first 7 months of 2018 Development Services staff issued 930 building permits for projects with a total market value of construction of \$119.1 million (see chart below).

The total number of permits Development Services staff have issued has consistently increased over recent years with almost 8,500 permits being issued in 2017. The charts on the right show the number and type of permits we have issued over the past three calendar years. Note that Development Services started issuing water service permits in July 2017 for connections to the Missoula Water municipal water system.

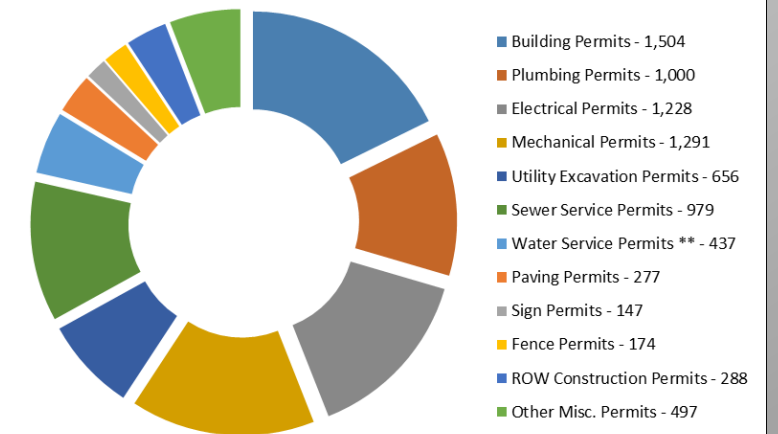
Some of the larger projects permitted so far this year are:

- ◆ Sentinel High School Remodel & Addition—\$14.7 million
- ◆ Stockman Bank Building on Brooks Street—\$13.4 million
- ◆ New Missoula Bone & Joint Ambulatory Surgery Center on Mullan Road—\$4 million
- ◆ Albertsons Expansion & Remodel on East Broadway—\$3.5 million
- ◆ Crestmont Apartments (35 units)— \$3.1 million
- ◆ Florence Building 6th & 7th Floor Remodel—\$3.0 million

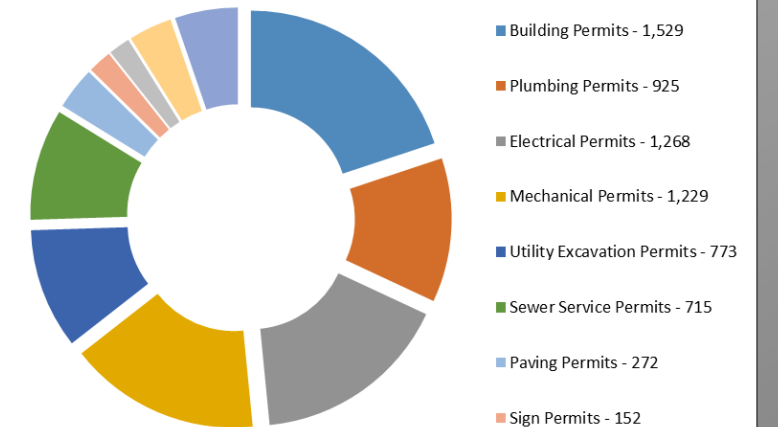
The Development Activity Dashboard provides a summary overview of some key performance indicators for development activity in the City of Missoula.

TOTAL PERMITS ISSUED

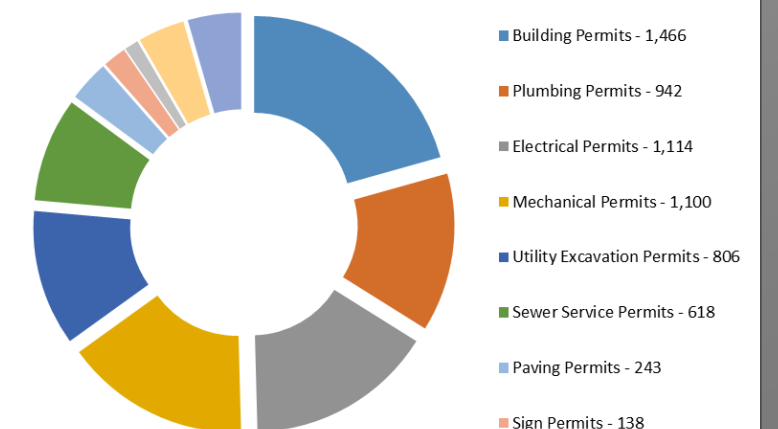
8,478 Total Permits Issued in 2017



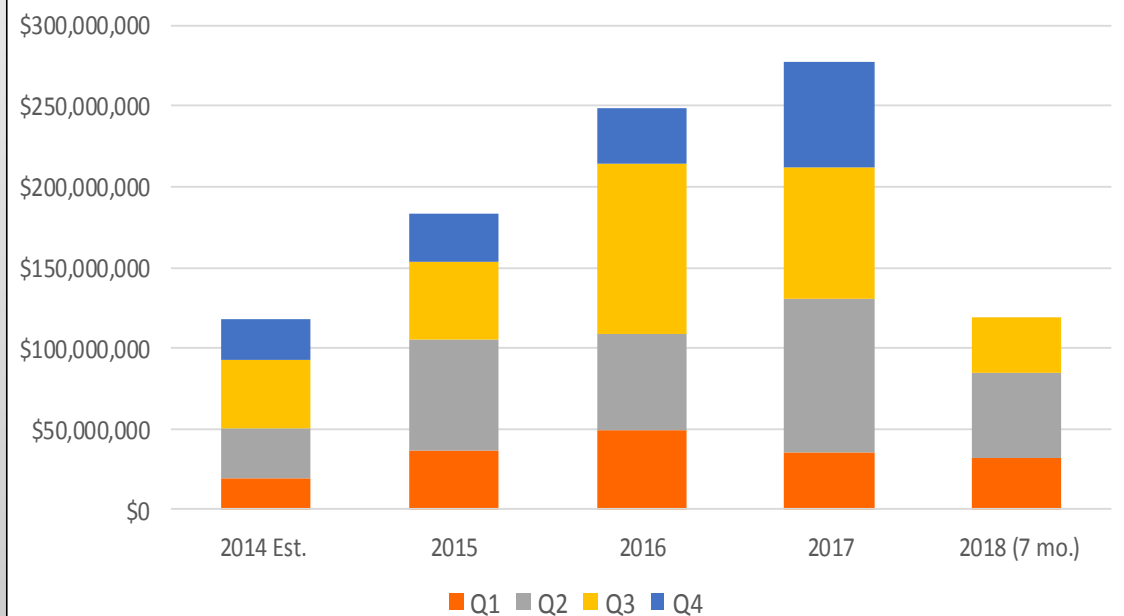
7,683 Total Permits Issued in 2016



7,104 Total Permits Issued in 2015



Market Value of Construction (By Quarter)



1- and 2-Family Residential Units Permitted

