

# DEVELOPMENT ACTIVITY DASHBOARD

## 2017 PERFORMANCE

TOTAL MARKET VALUE OF  
CONSTRUCTION OF BUILDING  
PERMITS ISSUED

JANUARY-APRIL 2017

**\$54.9 M**

### DEVELOPMENT SERVICES NEWS—MAY 2017

MIKE HAYNES, AICP, DIRECTOR

In the first 4 months of 2017 Development Services staff issued 453 building permits for projects with a total market value of construction of \$54.9 million (see chart below).

In the same timeframe, building permits were issued for 202 new residential units comprising 91 single-family homes, 8 duplexes (16 units) and 95 multifamily units (see chart below).

Some of the larger projects permitted in the first 4 months of 2017 were:

Residential—60 multifamily units in two buildings at Halling Farms Apartments on West Mullan Road (\$4.8 million) and 25 multifamily units in two buildings on the 200 block of Hickory Street (\$2.7 million).

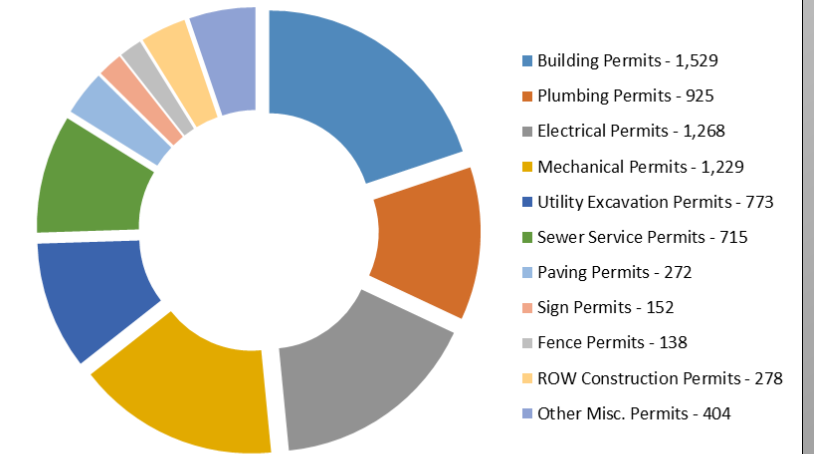
Commercial—the new Onyx Maps Building at 1920 Stephens Avenue (\$1.6 million), shell permit for the new 4-unit commercial building at 2755 North Reserve Street, (\$1 million), the remodel to accommodate the new Cash & Carry store at 2501 Brooks Street (\$900,000), an office building addition and remodel on Connery Way (\$700,000) and the Missoula Textiles remodel at 2600 Charlo Street (\$500,000).

Institutional—remodels of the St. Pats Heart Institute 4th Floor Addition (\$1 million), the UM Liberal Arts Building (\$1.7 million) and the UM Health Sciences Building (\$400,000).

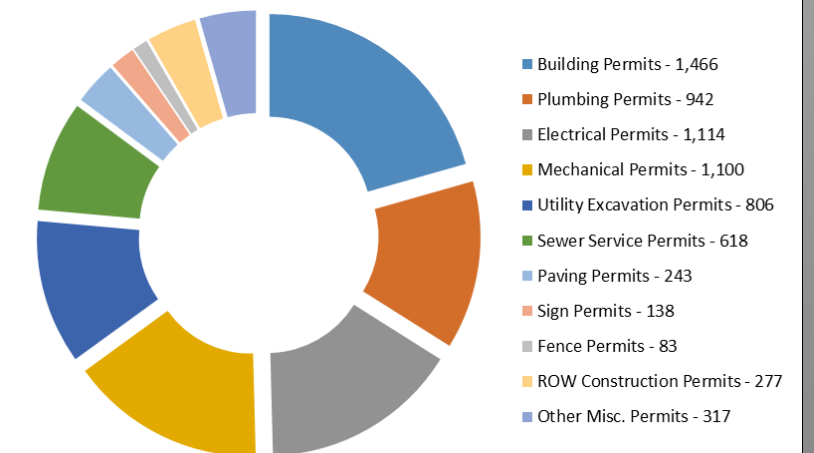
Building permits were also issued for improvements at Fort Missoula Regional Park totaling \$1.6 million, a new service and storage building at Bretz RV at 4800 Grant Creek Road (\$550,000) as well as remodels of The Springs at Missoula Memory Care Center on American Way (\$450,000) and the Living Savior Lutheran Church on Gharrett Way (\$420,000).

*The Development Activity Dashboard provides a summary overview of some key performance indicators for development activity in the City of Missoula.*

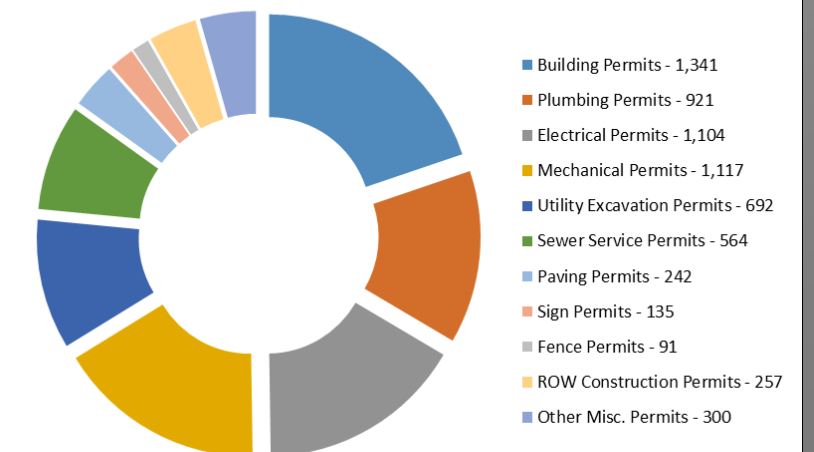
### 7,683 Total Permits Issued in 2016



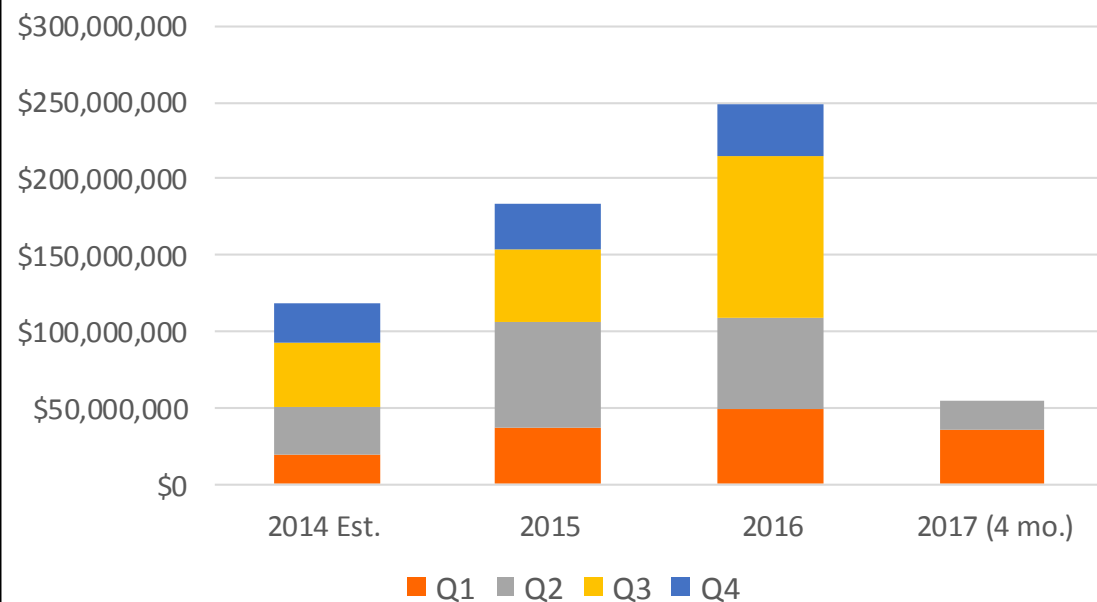
### 7,104 Total Permits Issued in 2015



### 6,764 Total Permits Issued in 2014



### Market Value of Construction (By Quarter)



### Total Residential DU

